



3H183

Type	Rated RPM	Rated Power (kW/HP)	Max. Torque (N·m/rpm)
3H183-SE5A	2600	29.5 / 39.6	118.0/ 1800
3H183-SE5B	2600	26.0 / 34.9	115.0/ 1800



◎ GENERAL ENGINE DATA

▶ Emission Level	EEC : StageV, EPA : Tier4 Final, Korea : Tier4
▶ Engine Type	3-Cylinder, 4-Cycle, In-line, Diesel, Water cooled, N/A
▶ Bore x Stroke	Ø87×102.4 mm
▶ Displacement	1.826 liters
▶ Compression Ratio	18.3±0.2 : 1
▶ Combustor Type	Common Rail Direct Injection(CRDI)
▶ Rotation	Counter clockwise viewed from Flywheel
▶ Dimension (L x W x H)	835.3 x 562.8 x 708.9 mm
▶ Dry Weight	255kg (with Fan and plate type)
▶ High Idle Rpm	2750±50
▶ Low Idle Rpm	1030±50
▶ Aspiration	N/A
▶ Governor Type	Electric Control (ECU)
▶ Injection timing	Auto Control
▶ Alternator Capacity	12V-75A
▶ Firing order	1-2-3
▶ Flywheel housing	SAE No.4
▶ Flywheel	Clutch No.7-1/2
▶ After Treatment	CCRT(DOC+DPF)

Specifications are subject to change without prior notice

■ CONVERSION TABLE

Power	Torque	
hp = Kw x 1.3405	Nm = (9549 x Kw)/rpm	U.G gal = lit. x 0.264
kW = hp x 0.7459	Nm = 1.3558 x lb-ft	kW = 0.2388 kcal/s
kW = [torque(Nm) x rpm]/9549	lb-ft =(5252 x hp)/rpm	lb/PS.h = g/Kw.h x 0.00162
hp = [torque(lb-ft) x rpm] /5252	lb-ft = 0.73756 x Nm	cfm = m3/min x 35.336

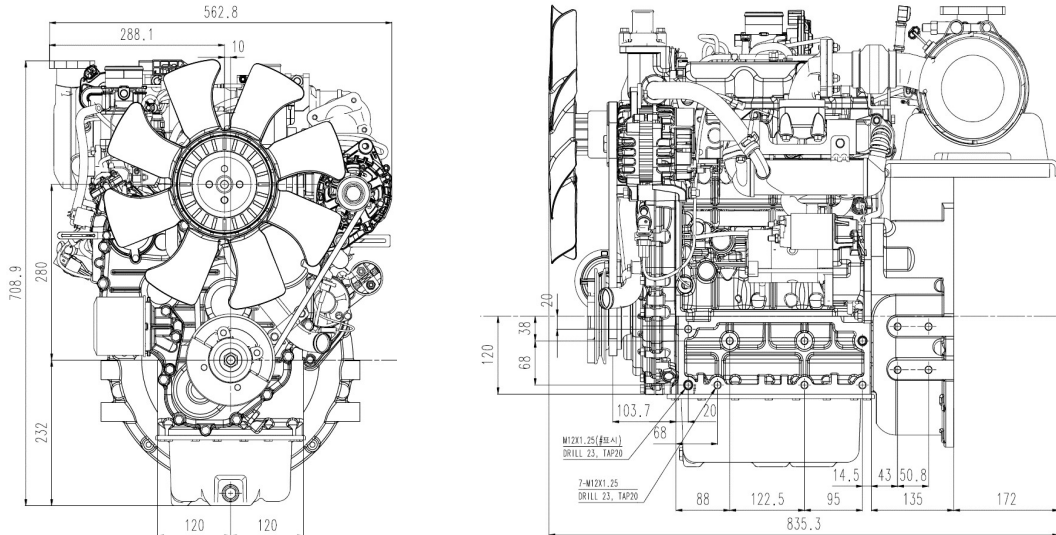
Revised on DEC 3, 2023





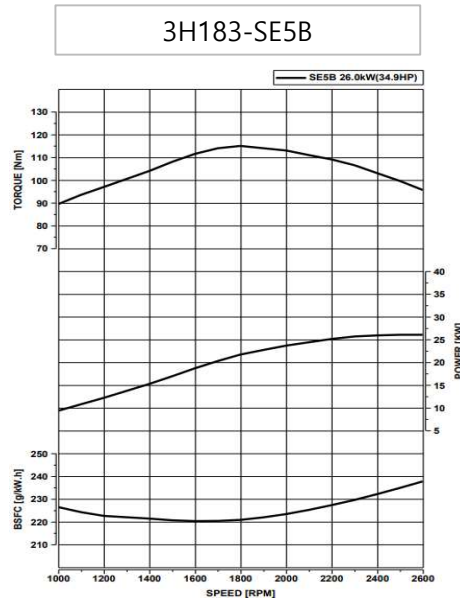
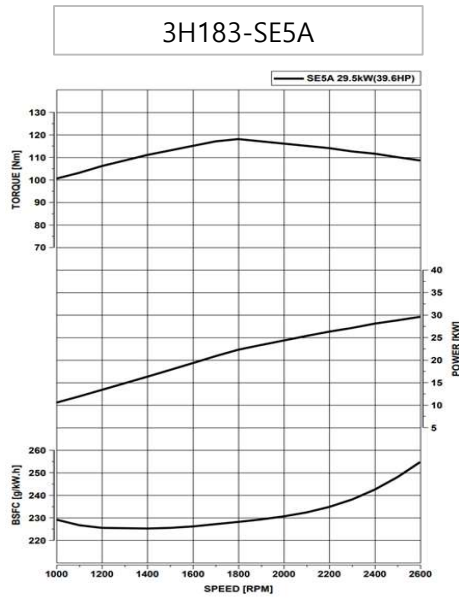
daedong

◆ ENGINE DIMENSION



Designation	Length(L)	Width(W)	Height(H)	Dry weight
Value	835.3	562.8	708.9	255

◆ Performance Curve



Revised on DEC 3, 2023



daedong